


Tonica Grade School
Learning Lesson
Packet 1

Grade: 1st Grade Language Arts

Teacher: Mrs. Augspols

kaugspols@tonicagradeschool.org

Name _____



bird
basket
apple
bell
boy

The Bird and the Basket

One day a little, red bird saw a brown basket.

The red bird said, "What is in the basket? I will go and see."

The bird went to the brown basket. The bird took the top off the basket. In the basket, the bird saw a big, red apple and a little bell.

The bird said, "I want that red apple."

But when the bird got the apple, the bell went: RING, RING, RING!

Then a boy came up to the bird. "That is MY apple," said the boy. "Go away, bird."

The bird did not get the apple. The bird did not get the bell. The bird did not get the basket.

But, the bird did get something.

QUESTIONS:

1. What color was the bird? _____
2. What color was the basket? _____
3. What was in the basket?
an _____ and a _____
4. What is the name of the story?

5. Did the bird get the apple? _____
6. Who got the apple? _____

Name _____

Write each word correctly.
Use 's or ' at the end of each word.



Meg's hat

1. Janes drum = _____ drum

2. dogs bone = _____ bone

3. Moms cup = _____ cup


4. babys crib = _____ crib

5. pets beds = _____ beds

Pick a word from the box to match each picture.

Write it on the line.

6. _____ lunch



girls'

Matt's

7. _____ games



Home Activity Your child wrote words that show ownership. Point out objects in your home that are owned by one or more persons in the family. Ask your child to use a possessive to tell you who owns each object (Mike's pen).

Name _____

Look at the picture.

Circle the sentence that tells about the picture.



Dad is happy about his new shed from Jen.
 Jen is happy about her tree house from Dad.



They planted a garden.
 Flowers grow in gardens.




We are singing in the play.
 The class sets up for a play.



Tom is good at running.
 Tom is a good friend.

Write a sentence about the picture.



© Pearson Education, Inc., 1



Home Activity Your child drew conclusions from pictures. Look at a story with your child. Cover up the words with paper. Invite your child to tell you about the story using only the illustrations.

Adjectives

Name _____

Cut out the words below and glue them under the correct heading.

Size

Shape

Color

big

green

square

red

circle

tall

small

purple


yellow

round

little

oval

Name _____



boy
barn
box
dad

The Box In the Barn

A boy went to play in a big, red barn. He went into the barn. He saw a box.


The boy said, "What is in the box?"

The boy could not get the box open. He said, "What can I do? I will get my dad."

The boy got his dad. His dad went to the barn with the boy. His dad got the box open.

In the box was something that made the boy happy. It made his dad happy, too.

The boy said, "Let's go play with this."



QUESTIONS:

1. Who went to play in the barn? _____
2. What was in the barn? _____
3. Who could not open the box? _____
4. Who did open the box? _____
5. What was in the box? _____
a barn? a ball? a boy?

SCANNING:


1. box _____
2. barn _____
3. dad _____
4. boy _____

Name _____

Words with ea

Spelling Words				
eat	sea	each	team	please
dream	treat	beach	clean	lean

Write two list words that rhyme with the picture.



1. _____

2. _____

3. _____

4. _____

5. _____

6. _____

Write the missing words.

Spelling Words	
sea	please
team	dream

7. My _____ won!

8. I _____ about trips.

9. I love the _____.

10. Can we _____ go there?



Home Activity Your child spelled words with the long e sound spelled ea. Ask your child to name the two letters that appear in every spelling word (ea).

Daily Fix-It

I can write sentences correctly.

Read it!

Each team will play won game

Fix it!

Illustrate it!




Read it!

we played at the beech by the see.

Fix it!

Illustrate it!



Name: _____

High-Frequency Word Work Unit 4.2

Read and Color:

colors draw drew great over show sign

Rainbow Trace:

colors draw drew great over show sign

Cut and Paste:

1. The _____ has many _____.
2. I _____ a picture of you.
3. That is a _____ drawing!
4. What did she _____?
5. Let's hang the picture _____ there.
6. Did you _____ it to Mom?

©2014 Learning With A Smile



Name _____

Words with oa, ow

Spelling Words				
boat	road	snow	row	yellow
loaf	coat	soap	blow	pillow

Write the list word that belongs in the group.

blanket sheet

1. _____

blue red

3. _____

jacket sweater

5. _____

rain sleet

2. _____

street highway

4. _____

ship ocean liner

6. _____

Circle the word that matches. Write it.

7. row bow row

8. loaf load loaf

9. blow blow flow

10. soap soak soap



Home Activity Your child has been learning words with the long o vowel sound spelled oa and ow. Give clues about a word. Can your child guess and spell the word?

Words with oa, ow

Read the clues. Write the word.

It rhymes with willow.
You sleep on it.

1. _____

It rhymes with goat.
It goes in water.

2. _____

It rhymes with mow.
It's cold and white.

3. _____

It rhymes with fellow.
It's a color.

4. _____

It rhymes with load.
Cars go on it.

5. _____

It rhymes with goat.
You wear it.

6. _____

Spelling Words
boat
road
snow
row
yellow
loaf
coat
soap
blow
pillow

Write the missing word.

7. I like to ____ bubbles.

8. Did you ____ the boat?

9. I got ____ in my eyes.

10. The ____ of bread is warm.




Home Activity Your child spelled words with the long o vowel sound spelled oa and ow. Have your child underline oa and ow in the spelling words.

Name _____

Words with *ie, igh*

Spelling Words				
lie	tie	high	might	right
night	bright	light	pie	tight

Write the list word that names the picture.



1. _____

2. _____

3. _____

Write the list word that means the same as the underlined word.

4. These gloves are too snug.

4. _____

5. What is the correct answer?

5. _____

6. The wall is tall.

6. _____

7. We pulled with all our strength.

7. _____

8. Let's wait until evening.

8. _____

9. She is very smart.

9. _____

10. I would not tell a fib.

10. _____



Home Activity Your child spelled words with the long *i* sound spelled *ie* and *igh*. Have your child circle *ie* and *igh* in the spelling words.

Name: _____

High-Frequency Word Work Unit 4.3

Read and Color:

found mouth once took wild

Rainbow Trace:

found mouth once took wild

Cut and Paste:

1. Do not put that in your _____.
2. The _____ animals were in the woods.
3. My family went camping _____.
4. I _____ the necklace that I lost.
5. It _____ a long time to finish that science project.

✂

took	once	found	wild	mouth
------	------	-------	------	-------

Words with *ie, igh*

Spelling Words				
lie	tie	high	might	right
night	bright	light	pie	tight

High-Frequency Words
above
laugh

Write a list word to finish the sentence.

1. You are r____.
2. Turn on the l____.
3. I love to eat p____!
4. Will you wear a t____?
5. The roof is h____.
6. It's a cold n____.
7. The stars are b____.
8. My belt is too t____.
9. Do not l____ at us.
10. The sign is a____ the school.

1. _____

2. _____

3. _____

4. _____

5. _____

6. _____

7. _____

8. _____

9. _____

10. _____



Daily Fix-It


Read it!

I can write sentences correctly.

the brite light lit up the sky?

Fix it!

Illustrate it!




Read it!

my mom mite make a cake

Fix it!

Illustrate it!



Spelling Scramble!

Unscramble each spelling word. Write it on the line.



1. thing

2. thigrb

3. iep

4. boaev

5. thing

6. eti

7. glahu

8. thrig

9. ighhl

10. eil

11. thing

12. glih

Spelling Words

lie

high

right

bright

pie

tie

might

night

light

tight

above

laugh

Name _____

Compound Words

Spelling Words				
backpack	outside	baseball	herself	flashlight
bluebird	lunchbox	suitcase	inside	brainstorm

Read about some good friends. Write the missing list words.

1. Ellie and I went o_____.

2. Ellie had a f_____.

3. We saw b_____ feathers.

4. We looked i_____ a hollow tree.

5. Next, we played b_____.

6. Then we got a snack out of my l_____.


7. We got juice out of Ellie's b_____.

8. Ellie drank three boxes of juice by h_____.

9. I still p_____ Ellie and the juice.

10. It is fun to r_____ her.

High-Frequency Words
remember
picture



Home Activity Your child used spelling words to complete a story about friends. Ask your child to tell about a friend, using some of the list words.

Daily Fix-It


I can write sentences correctly.

Read it!

He's lunch box was in his backpack

Fix it!

Illustrate it!




Read it!

he packed the baseball in his suit case

Fix it!

Illustrate it!



Name _____

Read the story.

Circle or write the answer to each question.

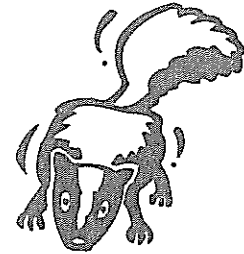
Skunks are always black and white.

Some skunks are black with white spots.

Skunks eat at sunset.

Skunks are good at digging.

They dig to find bugs to eat.



1. What is this story about?

bugs

skunks

sunsets

2. Why do you think the writer wrote this story? Explain your answer.

to make you laugh

to make you sad

to tell facts

3. What are two things the story tells about skunks?



Name _____

Verbs for Past and for Future

A verb can tell what happened in the past. Some verbs that tell about the past end with **-ed**. A verb can tell what happens in the future. It can begin with **will**.

Frog walked. (past)

Frog will walk. (future)

Read each word in the box. Write the word under *The Past* if it tells about the past. Write the word under *The Future* if it tells about the future. Say each verb you wrote in a sentence.

will tell liked jumped
 helped will play will ask

The Past

The Future

1. _____

2. _____

3. _____

4. _____

5. _____

6. _____

© Pearson Education, Inc., 1



Home Activity Your child learned about verbs for the past and for the future. Write the words *talk*, *laugh*, and *yell* on paper. Have your child add *-ed* or *will* to make a verb for the past and a verb for the future.